

Thermoduo™ is a heavy duty 5.5mm underfloor heating system designed for use in concrete screeds and suspended timber floors.

5 Reasons for Thermoduo

- ✓ Install in the screed layer
- ✓ Freedom of choice for floor covering
- ✓ Superior quality cable construction
- ✓ 15 year guarantee
- ✓ Staple or steel profile fixing method

ROBUST & VERSATILE IN SCREED HEATING CABLE


Thermoduo™ is a brilliantly versatile, robust 5.5mm underfloor heating cable designed for use in the screed layer.

Install the cable in the concrete slab or screed layer of new builds to create an energy efficient thermal mass under your floor.

Thermoduo™ 18W/lm can also be stapled to foil faced insulation boards in new build or suitable renovation projects.

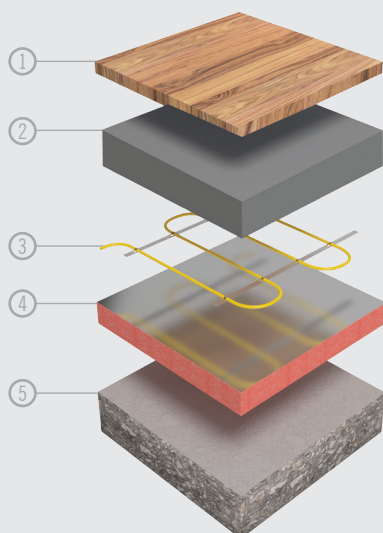
ENHANCE EVERY PROJECT

Enhance your project with Thermoduo™ electric underfloor heating. The Thermonet® feeling brings you the ultimate in comfort, luxury and after sales backup.



TEN YEAR WARRANTY 10

Example floor build up




- ① Laminate floor or engineered board
- ② Levelling compound or screed
- ③ Thermoduo system
- ④ Foil faced insulation board
- ⑤ Concrete substrate

Thermoduo™ 18W/Lm

STOCK NO	SIZE LM	OUTPUT W
3050	11.0	200
3051	16.5	300
3052	22.0	400
3053	27.5	500
3054	33.0	600
3055	39.0	700
3056	45.0	850
3057	55.0	1000
3058	69.0	1250
3059	76.0	1375
3060	94.0	1700
3061	116.0	2100
3062	144.0	2600
3063	183.0	3300

Thermoduo™ Accessories

STOCK NO	DESCRIPTION	UNIT
3225	Edge Insulation Strip	50m roll
3255	Plastic Cable Staple	pk 600
3256	Tacker Gun	ea
3257	Cable Ties	pk 100
3259	Fixing Profile	25m roll



Fixing method #1 - Steel profile

The Thermoduo steel fixing profile can be mechanically fixed to your substrate providing solid anchor points for the Thermoduo cable. The cable is held in place with the easy to use cable clips and should be set out to cover the areas that you want to be heated.

To ensure an even spread of heat, the cables should be equally spaced across the substrate and run from end to end. Cable spacing can be adjusted to achieve a designed output per square metre. See the installation guide for an in depth explanation of the fixing method.



Fixing method #2 - 8mm staples

When installing directly onto foil faced insulation you can use our 8mm staples that push directly into the insulation.

The 8mm staples can be pushed in by hand or installed using our ergonomic and time saving Thermoduo Tacker Gun (3256).

Contact us for information on CPD seminars...

Call 0800 019 5899 or email sales@thermogroupuk.com

riba
product
selector